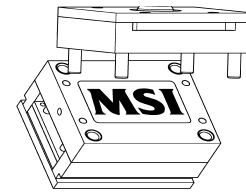


Parting Line Sidelocks

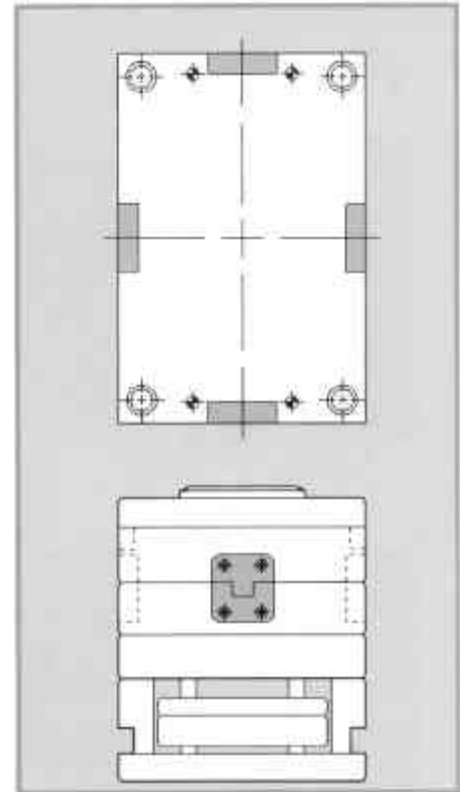
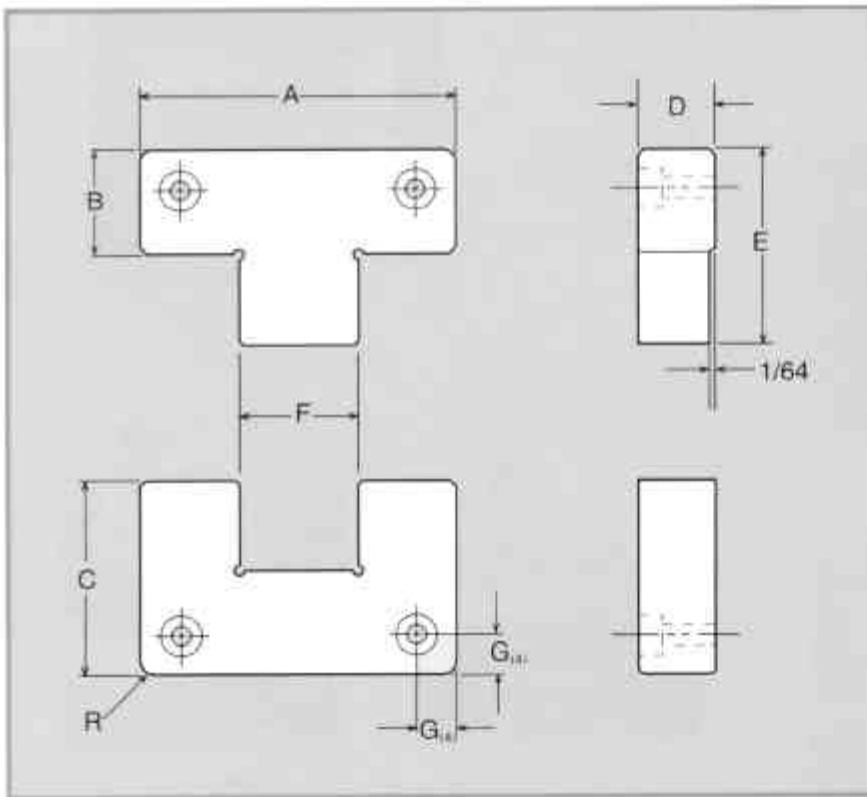


MSI Parting Line Sidelocks ensure positive guidance for molds with interlocking cavities and cores.

Male Half: 0-6 steel (58-60 Rc)
Black Oxide Finish

Female Half: S-7 steel (54-56 Rc)
Titanium Nitrided (80 Rc)

- Supplied with socket head cap screws.
- Sold in sets only.



CATALOG NUMBER	A + .0000 - .0004	B + .000 - .002	C + .000 - .002	D + .000 - .002	E	F + .0004 - .0000	G + .010 - .010	R	SHCS
PLS-100	1.000	.870	1.125	.375	1.310	.440	.250	³ / ₁₆ R	10 - 32 x ¹ / ₂
PLS-125	1.250	.870	.875	.437	1.230	.500	.250	¹ / ₄ R	10 - 32 x ¹ / ₂
PLS-150	1.500	.870	1.000	.500	1.250	.625	.281	¹ / ₄ R	10 - 32 x ⁵ / ₈
PLS-200	2.000	.870	1.375	.620	1.375	.680	.375	¹ / ₄ R	¹ / ₄ - 20 x ³ / ₄
PLS-300	3.000	1.120	1.875	.745	2.000	1.125	.440	⁵ / ₁₆ R	¹ / ₄ - 20 x ⁷ / ₈
PLS-400	4.000	1.370	1.875	.875	2.312	1.375	.625	³ / ₈ R	³ / ₈ - 16 x 1
PLS-500	5.000	1.370	2.375	1.120	2.625	1.750	.625	³ / ₈ R	³ / ₈ - 16 x 1 ¹ / ₄